

Dear South Central WI Janesville HOG Member;

A few years ago, a Points System was developed to reward chapter members for actively participating in our HOG Chapter and Kutter HD sponsored events. New this year, our chapter point system has been integrated into Kutter HD Motorcycle Value Program (M.V.P.), **if you choose to participate in this program**. Becoming an active member of your chapter provides the opportunity to meet other chapter members and also the chance to earn points in the M.V.P. program.

Point System

The chapter point system is relatively simple; selling tickets, volunteering to help at fundraisers, lead a ride and/or attending meetings, are a few ways to earn points. Cumulative points earned appear on the attendance log when you sign in at each meeting. The log will be provided to Kutter after each meeting so MVP points can be awarded to those who chose to join.

M.V.P. Party

An M.V.P. party will be held for members who have voluntarily joined the program by paying a one-time cost. For more details on how to join this program and about the party – see our sponsoring dealership, Kutter Harley Davidson.

Christmas Party (closed to chapter members and one guest)

Entrance to this party will cost each chapter member \$25 to attend. **However**, if you participate throughout the year enough to earn a minimum of **25 chapter** points, your entrance fee will be waived. **All** members must accumulate the required points or pay the entrance fee. (Note: Entrance fee must be paid for guests to attend.)

Point Earning Details

Activity:	Chapter Points Earned	M.V. P Points Earned
Attend a chapter meeting	1 point per meeting	1 point per meeting
Perfect meeting attendance	5 points (bonus)	None
Provide a bake sale item	1 point per item donated	None
Set up a Ride	5 points each (Road Captain approval required)	None
Set Up an Event	5 points each (Activities Director approval required)	None
Work for an event	1 point per hour worked (maximum of 5 points per task)	1 point per event*
Sell 50/50 tickets at meetings	1 point	None
Provide raffle donation	1 point	None
Bring on a New MDA Corporate Sponsor	5 points each	None
Each full book of MDA Bike Raffle Tickets sold	5 points each book sold (full books only)	1 point maximum
First book HOG bike raffle tickets sold	10 points (full books only)	1 point maximum
Full books sold after that (HOG only)	5 points each book sold (full books only)	None
Photographer Assistant	1 point per event (Photographer Officer approval required)	None
Sell 1 book each: MDA Bike raffle tickets and HOG Bike raffle tickets	5 point bonus	None
Attend a ride requiring registration (waiver must be on file)	None	1 point per ride

*M.V.P. points are awarded per event and limited to 1 point per event. (ie: MDA = 1 point; Open House = 1 point, etc.)

Examples of the above:

- 1) Work 1 hour in registration and 2 hours serving food = 3 chapter points; 2) Work 1 hour in serving food, 2 hours in registration, then another 5 hours serving food = 7 points [2 hours in registration = 2 points. 1 hour + 5 hours (both serving food are 1 task) = 5 chapter points (max. 5 points); 3) Work 6 hours helping to serve beer = 5 chapter points (1 task)
- 4) Work a Poker Run stop, Carry a flag or Road Guard for MDA = 5 chapter points

Remember!!

Your “boss” (for participating in these events) is responsible to document the time that you worked. It is your responsibility to make sure that your “boss” knows that you are working and what hours that you have worked. Please check your point totals each month when you sign the attendance roster at the chapter meetings to assure you have been credited with the points you deserve. Adjustments to points will only be made up to a 60-day period after the event.

If you have any questions, please feel free to contact one of us.

Best Regards,
Rick Harle, Director
South Central WI Janesville HOG
rharle@frontier.com

Gary Sinks, General Mgr. / HOG Dealer Advisor
Kutter Harley Davidson
gary@kutterharley.com

**South Central Wisconsin Janesville H.O.G. Chapter
New H.O.G. Membership Packet**

Welcome to the South Central Wisconsin Janesville Chapter of the Harley Owners Group. We are a group of approximately 400 Harley enthusiasts that come from all walks of life. Our members are comprised of people from the states of Wisconsin and Illinois and as far away as 100 miles or more. We are non-profit organization that is proud to be sponsored by Kutter Harley Davidson of Janesville, Wisconsin.

Throughout the years, our Chapter has raised money for many organizations, including Muscular Dystrophy Association, Boy's & Girls Club, Beloit Hospice, American Cancer Society and a number of local charities throughout Rock and Walworth counties. At Christmas we help feed and provide presents to children of needy families. We are also involved in a number of other events throughout the year such as Moonlight Bowling, Kutter's Spring Open House, Breast Cancer Fund Raiser, Fall Color Ride, Halloween party, Kutter's Christmas Open House, Polar Bear Run and the Annual H.O.G. Chapter Christmas Party.

And, yes—WE DO RIDE! Our Officers work throughout the year setting up rides to activities such as casinos, State Rallies, race events, sporting events, other Chapters' events, campouts, fundraisers, as well as Poker Runs, Mystery Runs, and our continuously growing MDA Tub Run. We also have dinner rides and after meeting rides, but sometimes, we just plain ride to be riding.

Monthly Meetings are usually held the third Sunday of the month. The first three meetings of the year are held at a large facility to accommodate a large number of people since these are the primary sign up meetings. After that, we tend to change the locations to break up the monotony and to make the distance to travel to a meeting shorter, depending on where you live. Always check your latest issue of *HOGWASH* for the next meeting location and time. Note: Chapter memberships expire on 31 March each year.

The *HOGWASH* is our Chapter newsletter, which is published by the first of every month. Copies are available on our chapter website www.janesvillehog.com in the member's only folder. Since this is one of the privileges of joining the chapter, access is controlled by a login and password, (password is changed 1 April every year and provided to members who have renewed) which will be provided to new members by the membership officer. Copies are also available at Kutter HD to pick up for those who do not have access to a computer. As a courtesy, copies are mailed only to members not having access to a computer and living outside of a 25-mile radius from Janesville. E-mail addresses are requested so that articles that did not make the newsletter can be shared and sometimes reminders of upcoming activities are also sent via e-mail.

Phyllis Harle is our membership officer and Dave McDonald is our Assistant Road Captain – these two can answer any questions you may have regarding the chapter, as well as any of the chapter officers. It is our goal to make you feel welcomed into South-Central Wisconsin H.O.G. Should you have any questions, please feel free to contact any one of us.

The following pages will identify your Chapter Officers and provide a description of some of the events, fundraisers and fun times in which we are involved. We do work hard, but we also have a lot of fun.

On behalf of the South Central Wisconsin Janesville Chapter of the Harley Owners Group, I would like to welcome you to our Chapter and look forward to seeing you participating in our future events. If you should have any questions or suggestions, please feel free to contact me. Again, Welcome to the chapter!

David Miser
Assistant Director, South Central Wisconsin Janesville HOG
dmiser@charter.net
608-754-1580

Chapter Events

2010/2011 Chapter Officers

Position	Name	Phone number	E-Mail
Director	Rick Harle	815-494-7521	rharle@frontier.com
Assistant Director	David Miser	608-754-1580	dmiser@charter.net
Treasurer	Sonny Pabst	608-563-4272	sonny@kutterharley.com
Secretary	Deb Duncan	608-754-3706	duncs@t6b.com
Dealer Advisor	Gary Sinks	608-363-9697	gary@kutterharley.com
Dealer Representative	Lucy Anderson	608-314-1720	lucy@kutterharley.com
Activities Officers	Ken Welge / Mike Blood	262-745-2915 608-931-3341	dsenforcer@hotmail.com mcblood3400@yahoo.com
Editor	Mary Jackson	815-289-8692	mvj9@charter.net
Road Captain	Jes Schild	608-921-6369	srcjes@hotmail.com
Assistant Road Captain	Lyle Boss	262-723-3446	lsb51698@charter.net
Ladies Of Harley	Lisa Radant	805-871-5116	weride03hd@sbcglobal.net
Photographer	Cindy Miser	608-754-1580	cmiser@charter.net
Safety Officer	Dave MacDonald	815-979-2574	chefdavetbcm@mchsi.com
Membership Officer	Phyllis Harle	815-494-7757	rharle@frontier.com
Merchandise Coordinator	Donna Casey	608-752-4088	jctrans84@yahoo.com
Webmaster	Gerg Stilwell	608-449-3619	greg@kutterharley.com
Historian	Jeff Robbins	608-921-1584	hope2harley@yahoo.com

When sending e-mail to officers, please include the word "HOG" in the subject line.

Closed Events are those chapter events, which are open to chapter members and one guest per member.

Member events are events that are open only to H.O.G. members.

Open events are those chapter events, which are open to chapter members, national H.O.G. members, and other guests as desired.

Moonlight Bowling

In the months of February and March, we usually have a couple of nights of Moonlight Bowling planned. It is a relatively inexpensive night with a good time had by all that attend. Be sure to watch the latest issues of *HOGWASH* for the dates and times. Don't forget to sign up in the **CHAPTER BOOK** so we know how many are attending.

Kutter Spring Open House

Kutter's holds the Spring Open House in May. This is also when we have our Chapter H.O.G. bike drawing. The money raised in this raffle is used to fund our Chapter throughout the year and support the Camden Park charity. It is very important that every member picks up a few books of these tickets to sell. Just look for the announcement in *HOGWASH* or at the latest meeting to see when they are available. Volunteers are requested to help with the poker run and the ride in bike show, to name a few. There are door prizes, a 50/50 raffle, food booths, silent auctions and entertainment at Kutter, plus great sales are available during this time. You can earn points for selling and working, which will get you into the Christmas party and provide the chance to meet other chapter members.

Breakfast Meeting

This is held in May. Breakfast is cooked by the L.O.H. (Don't worry--I've been to every one of these and they are really good). Our Chapter picture is taken at this meeting and the MDA Road Guard Ride follows. All chapter members are invited to ride along. Be sure to sign up and join this fun meeting and ride.

MDA Tub Run

The beginning of 2011 marks the 17th year of this event with all proceeds being donated to the Muscular Dystrophy Association. Our chapter is rated in the top 10 raising money for the MDA within Harley—quite an honor and for the last three years, came in second in the US for funds raised. This is the Chapter's biggest fundraiser and is always held on Father's Day weekend in June. We have a couple of raffles throughout the year in which all proceeds are donated. The major prizes at these raffles are usually a bike at one raffle and chances to win tickets for a Dells Weekend Package. The whole weekend is comprised of events, which include a Poker Run and live music on Friday night. On Saturday, there is a organized group ride consisting of hundreds of motorcycles, followed by bike games, ride in bike show, steak dinner, and live music. There is a group of volunteers that plan all year for this event. The weekend of the event requires a lot of volunteers from the Chapter to help work in such things as the poker run, serve food, sell drink and beer tickets, help as road guards, parking, clean up, and others. We ask that all members help to make the Chapter's biggest fundraiser a success.

Wisconsin State H.O.G. Rally

This is an event in where every chapter from the state of Wisconsin attends. It is more or less a competition between the chapters. They have poker runs, bike games, bingo, attendance prizes, a bike light show, live music, food vendors, and other things. The locations change every year as they are picked two years in advance. Each chapter volunteers to help work in one of the events. Historically we have worked Bingo on Saturday afternoon. If time permits, attending is fun.

Fall Color Ride

This ride is usually conducted during the peak leaf turning season when the leaves show their brilliant colors in Southern Wisconsin. The rides throughout the years have varied from a led ride to a mystery ride. Of course, this one is always weather permitting.

Chapter Halloween Party

No explanation needed here.....

Kutter's Christmas Open House

This event is sponsored by Kutter's. The holiday cheer is in the air and there is plenty of food and the Holiday shopping is excellent. Santa arrives to talk to every girl and boy. The Ladies of Harley provide free gift-wrapping.

South Central Chapter Christmas Party

The name speaks for itself--there is a social hour, meal, drawings for prizes, and music. Lots of fun!

Charity Rides

South Central Chapter has three charities that we sponsor and hold an event to raise money for that charity. The Chapter is currently sponsoring Camden Park, Hospice Care and this will be the fourth year for the Carla Sampson Breast Cancer Ride. Each year, your Chapter Officers review these charities to assure these fundraisers are what our chapter members wish to support.

Dinner Rides

The name speaks for itself – join your fellow chapter members, ride to an establishment and have dinner with your chapter members. Feel free to provide suggestions of new places to go to any chapter officer – we are always looking for good places to eat.

**South Central Wisconsin Janesville H.O.G. Chapter
New H.O.G. Membership Packet**

In Conclusion

The above lists of events are those that we felt needed some explanation. There are also a number of other events that we do not list in this section because they speak for themselves. All events are listed in HOGWASH prior to the time they take place and are posted on the website. If you have any ideas on events that you would like to see in the upcoming year, please feel free to contact any of the chapter officers either by phone, e-mail or in person.

Frequently Asked Questions

1) What is the Chapter Book?

This is a three ring binder that is kept at Kutter Harley Davidson by the parts counter. It holds a number of important things: information on upcoming events; sign ups for participating in various events (which is crucial to know the number of people attending or working); information on the Muscular Dystrophy Association (MDA), State HOG Rally, Chapter merchandise for purchasing; and an area for comments or suggestions.

2) What is a Poker Run?

A poker run is like playing poker on your motorcycle. But, instead of being dealt five cards from the start, you have to drive to different locations to obtain each card or stamp. At each stop, you will draw a card from a full deck or get your sheet stamped to prove you were there. If cards are drawn, that card will be recorded on the Poker Run form and the card will be placed back into the deck. All cards are drawn at the final location when the sheet stamping process is used. Also, you usually have the opportunity to buy an extra card if you feel you may get a winning hand at the end of the run. Winners are based on the best poker hand and pay off for both rider and passenger.

3) What does a Poker Run volunteer do?

A poker run volunteer is the person or couple (it works better as a couple) that will be at each one of these stops. When participants arrive, the volunteer will either stamp their sheet or have them draw a card and then record the card onto the Poker Run form. It is a great chance to meet a lot of your fellow bikers and earn points toward the Christmas party.

4) What is a bike game?

A bike game is a game that is played on your bike. Some examples are the slow ride, the ring toss, These are done at the MDA Tub Run and the state H.O.G. Rallies. For more specifics on how each of these is done, please contact one of your Chapter Officers.

5) What is a road guard?

A road guard assists the MDA Tub Run. The purpose is to basically block the road from all traffic until all the bikes in the "parade" have gone through. Volunteers are provided safety vests and all information needed to be safe and adhere to traffic laws.

6) What is a Mystery Ride?

I'm not sure what this is.....(just kidding). A Mystery Ride is a ride in which the directions are given by the way of clues---no road names. If you follow all the clues (and none are left out), you will reach your destination. It makes a very interesting ride that is different than just following road names and directions.

7) When can I start volunteering?

All members are able to start earning points as soon as membership dues have been paid. Simply sign your name in the Chapter Book by the event you are willing to help out with. You will be contacted by the person in charge of the event and provided with the details so you will know exactly what you will be doing. You also earn points by selling our raffle tickets. Feel free to contact any officer for more details on how you can earn points.

BETWEEN THE LINES

GROUP RIDING

Whether it's as part of a large organized ride (as we describe in this article) or with a small group of friends heading out together to enjoy an afternoon, group riding presents special challenges – and offers unique rewards.

PROLOGUE

It's 8:15AM. You've just ridden 45 minutes in the bright sunshine, breathing in the brisk air, to a diner on the outskirts of a nearby town. Inside, several dozen of your best friends and riding buddies are waiting, sipping coffee, savoring some fresh ham and eggs, laughing loudly, and enjoying each other's company. You park your bike, take off your helmet and pause for a moment, thinking to yourself, "This is what it's all about."

In about 45 minutes a riders' meeting will begin, where everyone will be briefed on the plan for the day's ride. Kickstands go up at 9:30 sharp – but *your* planning for this ride actually began a few weeks ago.

BEFORE THE RIDE

Before you signed up for the ride, the first thing you did was ask yourself if the demands of this particular ride are within your comfort zone. Is the distance one you can handle comfortably? Are the roads within your skill level? If you're not sure, talk to the ride organizers. Don't be afraid to ask questions – and don't feel pressured to take part in a ride you're not comfortable with.

On the morning of the ride, you began your day by giving your bike a thorough pre-ride inspection (for more information, log on to members.hog.com and visit "Before the Road" in the Plan Your Ride section). Then you selected the proper riding attire for the day. Even though it's expected to be sunny and warm, you packed some heavier clothes and raingear in your saddlebags – right next to your cell phone, first-aid kit, tool kit, and owner's manual – just in case.


Back at the diner, as the breakfast dishes are being cleared away, the Ride Captain authoritatively taps a spoon on his water glass and officially calls the riders' meeting to order. After a few welcoming comments, he or she goes over the ground rules for the day and passes out a packet of information.

This includes a map outlining the day's route, an itinerary detailing the planned stops, information about the availability of food and fuel along the way, and a cell phone contact number for emergencies. Knowing how important it is that everyone is on the same page before the ride begins, all the riders pay close attention.

The Ride Captain advises riders to break into smaller groups of five to seven bikes each for the ride and discusses the plan for

re-grouping should anyone become separated. Knowing ahead of time where to re-join the group will reduce the pressure to "make the light" or hurry through a difficult left turn.

The Ride Captain concludes the meeting by going over the basic group riding hand signals, a useful tool to help communicate with other riders and keep the group together. Hand signals vary, so make sure you're familiar with the ones being used. Some of the more common signals are shown below.



Dedicated to the proposition that the potential to become a better rider dwells within each of us – regardless of our current skill and experience levels.

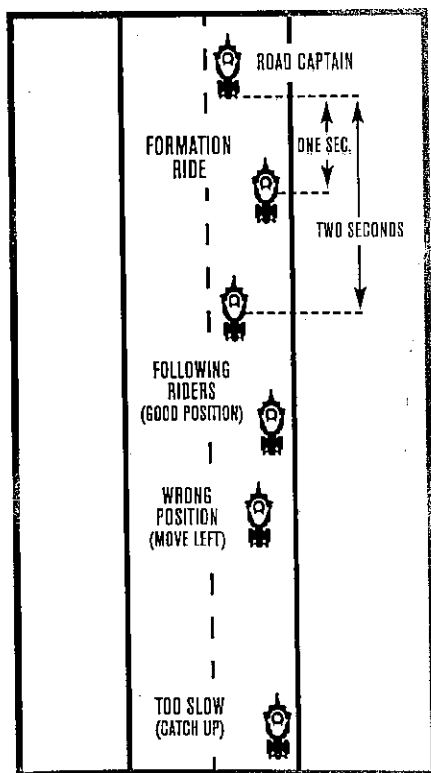
ON THE ROAD

Riding in Formation

One of the first things you'll have to learn as a group rider is how to ride in the proper formation. Riding side-by-side is never recommended, as it does not give either rider an adequate space cushion or room to maneuver. Instead, it is recommended that you ride in a classic "staggered formation" in most circumstances. In this formation, the leader rides in the left third of the lane, while the next rider stays at least one second behind in the right third of the lane. Ideally, each rider should be two seconds behind the rider directly in front of him/her (but only one second behind the "staggered" rider ahead – see diagram below).

Advantages to the staggered formation include:

- It takes up less space on the highway than a single-file line.
- It provides adequate space cushion for each rider.
- It is easier for other motorists to see and is less likely to be separated by other traffic.



Staying Together

One of the biggest challenges confronting your group will be keeping everyone together. Hand signals help but only if they are properly used by an experienced group leader. The lead rider should anticipate challenging situations and signal far enough ahead that word "gets back" through the pack in time to make proper adjustments.

In addition to the group leader, the other position that demands experience is the "sweep rider," or last rider in the group. This person is responsible for making sure that no one gets separated from the group and that no one gets left alone on the side of the road in the event of a breakdown.

Intersections

Groups of motorcycles have a visibility advantage over single bikes, but intersections are still the area of highest risk. All intersections should be approached with caution, and riders should proceed through them only when it is safe and legal. Blocking an intersection without prior permission and a proper escort is almost always illegal. And *always* put personal safety ahead of staying with the group.

The general rules above apply to all intersections; below are some guidelines and tips that apply to specific types of intersections:

Left turns at a protected intersection with a left-turn arrow:

Tighten the formation to allow as many riders as possible to pass through quickly. Do not ride side-by-side; make the turn single-file or in a tight, staggered formation.

Left turns at a protected intersection with NO left-turn arrow:


Proceed with caution and in single-file, with each rider proceeding through the intersection only when it is safe and legal.

Intersections with a two-way stop (traffic light or "STOP" signs):

While waiting at a traffic light, it may be appropriate to close up the formation and wait side-by-side. However, when the light turns green, riders should pull away one-by-one and re-establish formation.

Intersections with a "YIELD" sign:

Turn your head to check for traffic before merging.



Interstates and Freeways

A staggered formation is essential on freeways and interstates. Enter in single-file and form up only after safely merging. The lead rider should maintain a merging speed that will allow enough space for following riders to safely merge. Be alert that cars entering or exiting may cut through your formation if your group is traveling in the far right lane, and consider moving the group over one lane when approaching a merging situation.

Exiting an interstate always requires a single-file formation. This allows a better space cushion and more time to react to whatever is at the end of the exit lane or when merging onto another roadway.

Passing

On freeways and interstates, pass as a unit. When it is safe and legal, the lead rider should signal the lane change when he or she has determined if the group can change lanes and pass together safely. When passing a semi-trailer truck, consider just three bikes passing at a time. This allows for more flexibility if the truck does something unexpected and evasive action is required.

On a two-lane highway, pass one at a time and only in marked passing zones. After

Continued ...

BETWEEN THE LINES

completing the pass, the lead rider should return to the left lane position and continue at a passing speed to leave room for the next rider. Then the next rider should move to the left position and watch for a safe chance to pass, then return to the right position after passing, and open up room for the next rider. The rest of the group should follow the same pattern.

Roadside Emergencies

If a member of your group has mechanical difficulties or is involved in a crash, the following riders should all stop, including the sweep rider and the chase vehicle (if your group has one). The riders ahead of the incident should continue on to the next scheduled stop area, since doubling back could cause additional safety problems.

The sweep rider should assess the situation and, if it appears there will be a delay, send one rider ahead to meet the rest of the group at the next scheduled stop area. If medical assistance is necessary, the sweep rider can use a cell phone to call 9-1-1.

Roadway Hazards

In general, maintaining a good space cushion and following distance throughout the ride will allow riders to react to debris such as sand, gravel, and oil. Avoid riding over debris unless you have no choice and use hand signals to alert other riders to approaching hazards. Ride as smoothly

as possible, and avoid sudden changes in speed or direction. The same is true for wet roadways.

When entering a construction zone, it is best to ride single-file, reduce speed, and increase your space cushion. This will allow riders to respond to changing road conditions more freely.

Environmental Hazards

Riding into the sun can be hazardous for a motorcyclist, as the glare makes it hard for all motorists to see one another. These conditions can also increase rider fatigue, so it may be wise to plan a break when the sun is low in the sky and your group is riding toward it. If riding into the sun is unavoidable, reduce your speed and increase your space cushion.

At night, take steps to maximize your visibility, such as by wearing a retro-reflective vest. Make sure that all your lights are working and your headlight is properly adjusted. Reduce your speed, increase your space cushion, and remember that roadway hazards will be more difficult to see at night.

Parking

Park your motorcycles together whenever possible. Avoid parking downhill or head-in, and try to park where you can pull through to make both the arrival and departure much smoother. If this isn't possible, try to position the motorcycles so that the group can depart as a unit in single-file.

EPILOGUE

It is now 6PM and the ride is over. Including your ride to the diner, you've logged almost 300 leisurely miles and now find yourself reluctant to bring an end to such a satisfying day. So you and a few of your riding friends (a couple of whom you met for the first time today) have decided to ride a little farther and find a place to have dinner. You're happy, a little tired, and just a touch sunburned on your face. Next time, you'll be a little more liberal applying the sunscreen.

But you're not dwelling on that now. You're reflecting on the day, enjoying the company of your friends, and trying to think of a better way to spend a day than on a good group ride.

But you're having a very hard time trying to come up with one.

LEARN MORE

The information for this article is taken from the *Harley-Davidson® Rider's Edge®/MSF® Guide to Group Riding Handbook*. Copies are available as part of a complete curriculum that also includes a companion video, a leader's guide, evaluation forms, and group riding pins. To order sets for yourself or for your group, call 866-808-1098 or visit www.nationalpremium.com/groupriding.

